

www.dieci.com



DIECI



Dieci S.r.l.
Via E. Majorana, 2-4
42027 - Montecchio Emilia (RE) ITALY
Tel. +39 0522 869611
Fax +39 0522 869798
E-mail: info@dieci.com

AGRI FARMER



28.7

28.9

30.7

30.9

PERFORMANCE	28.7	30.7	28.9	30.9
Maximum capacity (kg)	2.800	3.000	2.800	3.000
Maximum lifting height (m)	6,35	6,35	8,70	8,70
Maximum horizontal outreach (m)	3,65	3,65	5,70	5,70
Outreach at maximum height (m)	0,80	0,80	0,80	0,80
Fork swivelling angle	146°	146°	146°	146°
Pull-out force (daN)	5.700	5.700	5.700	5.700
Towing force (daN)	5.500	5.500	5.500	5.500
Maximum climb angle	40%	40%	40%	40%
Total weight when empty (kg)	6.100	6.100	6.250	6.250
Max speed (km/h) *	35	35	35	35

* = referred to wheels having the maximum allowable diameter

BOOM	28.7	30.7	28.9	30.9
Times (in seconds)				
Lifting	7,4	7,4	9,0	9,0
Descending	3,9	3,9	4,7	4,7
Extension	5,7	5,7	5,7	5,7
Retraction	3,2	3,2	3,2	3,2
Forward swivel	3,2	3,2	3,2	3,2
Backward swivel	2,1	2,1	2,1	2,1

Patented compensation system

ENGINE	
Model	KUBOTA V3800-T-E3B
Maximum power kW (HP):	74(101) @ 2600 rpm
Maximum torque (Nm):	325 @ 1600 rpm
Intake:	Turbo compressor
Emissions:	Tier3/Stage3a
Injection:	mechanic, four-stroke diesel
Number and arrangement of cylinders:	4, vertical in line
Displacement (cm ³):	3769
Cooling system:	liquid
	Self-cleaning air prefilter

OPTIONALS AND ACCESSORIES	
A/C; Water heater; Pneumatic suspension seat; Work light on cab and boom; Quick coupling for accessories; Radio; Anti-theft system; Glass protection. LED work lights.	
(For additional customizations, contact the local dealer)	

TRANSMISSION	
Hydrostatic: with variable flow pump.	
Hydraulic engine: with continuous automatic adjustment	
Reversing: electro - hydraulic actuated even with vehicle in motion	
Servocontrolled 2-speed gearbox.	
Pedal inching control for controlled forward movement	

STANDARD DEVICES	
ROPS - FOPS approval, Suspension on silent-blocks, soundproofing, front and rear wiper with washer, roof and openable rear glass, door with electric window, radio pre-arrangement, adjustable steering wheel (height and inclination). Instrumentation: load indicator, tachometer, water temperature gage, fuel level gage, engine oil and water temperature indicator, speedometer, hour meter, clock, LCD display, digital speedometer	
Aggravating movements stopping in case of overload, starting only with gear in neutral, running only with driver on board, automatic parking brake with the engine off. Fork block. Rear-view mirror.	

HYDRAULIC SYSTEM	
Gear pump for power steering and services	
Max flow rate (l/1')	115
Max operating pressure (bar):	230
Hydraulic coupler with quick couplings on boom head	

DIFFERENTIAL AXLES	
Type of steering: 4 wheels / transversal / 2 wheels	
Service braking: oil bath on the front axle with servobrake	
Negative action parking brake:	

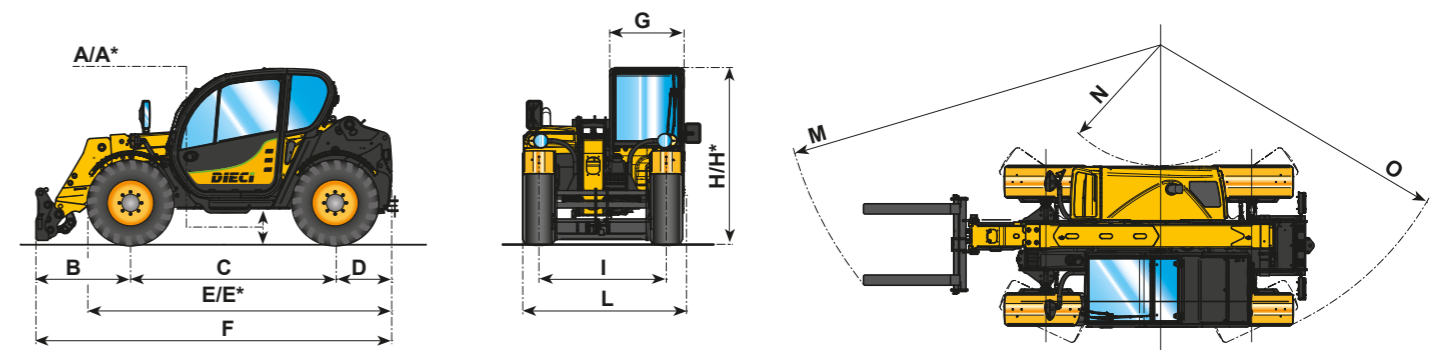
REFUELLING (Litres)	
Hydraulic system (total)	110
Diesel tank	100

TYRES		28.7 - 28.9	30.7 - 30.9
Tyres		405/70x20"	405/70x20"
(*) Alternative		405/70x24"	405/70x24"

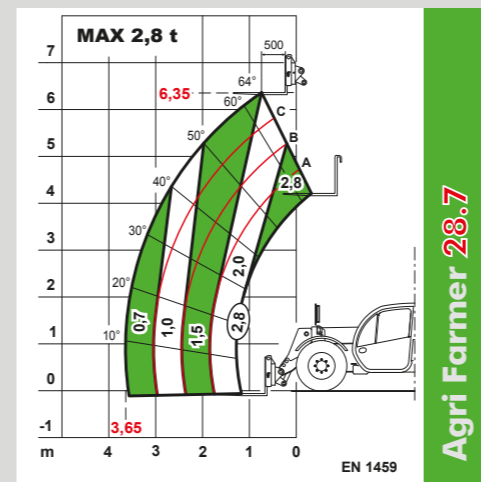
DIMENSIONS	28.7	30.7	28.9	30.9
A/A*	400/440*	400/440*	400/440*	400/440*
B	1315	1315	1232	1232
C	2800	2800	2800	2800
D	650	650	743	743
E/E*	3990/4040*	3990/4040*	4087/4137*	4087/4137*
F	4765	4765	4775	4775
G	940	940	940	940
H/H*	2040/2080*	2220/2260*	2040/2080*	2220/2260*
I	1600	1600	1600	1600
L	2000	2000	2000	2000
M	4900	4900	4900	4900
N	1670	1670	1670	1670
O	4000	4000	4000	4000

Measurements expressed in millimetres

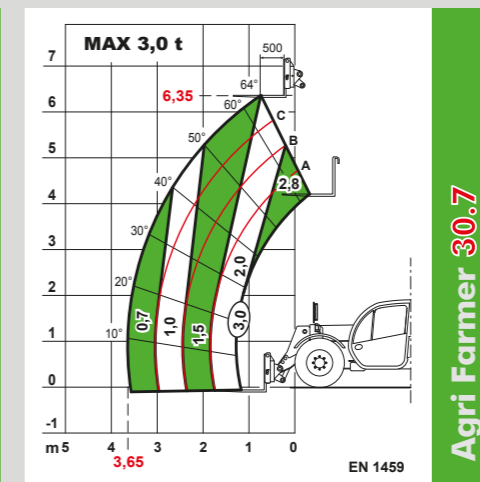
(*) = Measurements referring to optional wheels



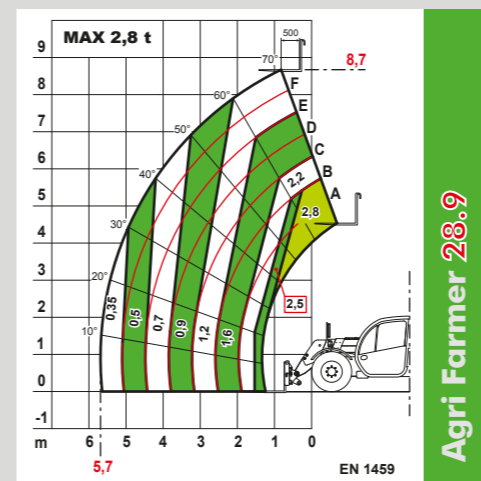
(*) = Measurements referring to optional wheels



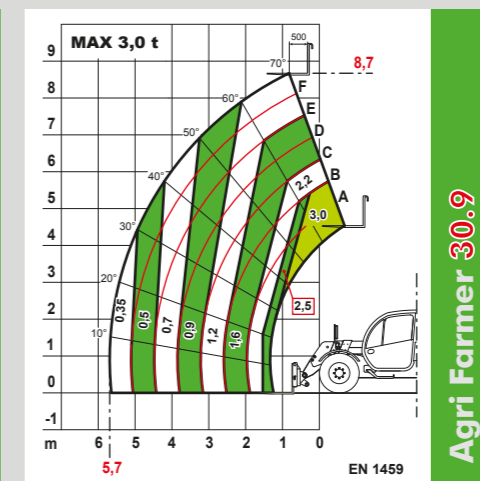
Agri Farmer 28.7



Agri Farmer 30.7



Agri Farmer 28.9



Agri Farmer 30.9